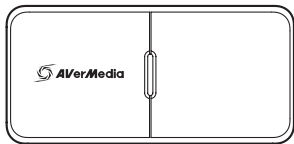


## Live Streamer CAP 4K BU113

### Quick Guide



English	Čeština
Deutsch	Русский
Français	ภาษาไทย
Italiano	繁體中文
Español	简体中文
Nederlands	한국어
Polski	

## **Disclaimer**

All pictures contained in this documentation are example images only. The images may vary depending on the product and software version. Information presented in this documentation has been carefully checked for reliability; however, no responsibility is assumed for inaccuracies. The information contained in this documentation is subject to change without notice.

## **Copyright and Trademark Information**

© 2021 by AVerMedia Technologies, Inc. All rights reserved. No part of this publication, in whole or in part, may be reproduced, transmitted, transcribed, altered or translated into any language in any form by any means without the written permission of AVerMedia Technologies, Inc. Information and specification contained in this manual are subject to change without notice and do not represent a commitment on the part of AVerMedia. For more information, please visit [www.avermedia.com](http://www.avermedia.com). AVerMedia is trademark or registered trademark of AVerMedia Technologies, Inc.

## **Headquarters**

Address	No.135, Jian 1st Rd., Zhonghe Dist., New Taipei City 23585, Taiwan
Website	<a href="http://www.avermedia.com">www.avermedia.com</a>
Support	<a href="http://www.avermedia.com/support">www.avermedia.com/support</a>
Telephone	+886-2-2226-3630

## **US Office**

Address	4038 Clipper Ct., Fremont, CA 94538, United States
Website	<a href="http://www.avermedia-usa.com">www.avermedia-usa.com</a>

## Europe Office

Address Hanauer Landstrasse 291 B, 60314 Frankfurt Hessen, Germany

## 國際總部

地址 23585 新北市中和區建一路 135 號  
網址 [www.avermedia.com](http://www.avermedia.com)  
支援 [www.avermedia.com/support](http://www.avermedia.com/support)  
電話 +886-2-2226-3630

## 中国子公司

地址 上海市静安区武宁南路 488 号智慧广场 1510 室  
网址 [www.avermedia.com.cn](http://www.avermedia.com.cn)  
电话 +86-21-52987985



## Important Safety Instructions

1. Read these instructions.
2. Keep these instructions.
3. Follow all instructions.
4. Heed all warnings.
5. Do not use the apparatus on uneven or unstable surfaces.
6. Do not use this apparatus in a wet environment or near water.
7. Unplug the apparatus before cleaning. Clean only with a dry cloth.
8. Use in a well ventilated environment. Do not block any ventilation openings.
9. Use the apparatus within ambient temperatures 32–104°F (0–40°C).
10. Use power sources within the specified voltage range.
11. Do not place heavy objects on the apparatus.
12. Do not install near heat sources such as radiators or stoves.
13. Do not defeat the safety purposes of the polarized or grounding-type plug.
14. Protect the power cord from being walked on or pinched, particularly where the cord connects with plugs or adapters.
15. Only use the attachments and accessories specified by the manufacturer.
16. Unplug this apparatus during lightning or when unused for prolonged periods of time.
17. Do not modify or disassemble the apparatus in any way.
18. Refer all servicing to AVerMedia Customer Service.
19. Do not dispose the apparatus as general household waste. Dispose in accordance with local environmental laws.

## 重要安全說明

1. 仔細閱讀這些說明。
2. 妥善保存這些說明。
3. 遵守所有的指示。
4. 注意所有的警告。
5. 請勿將本產品安裝於不平穩的表面。
6. 請勿在潮濕或靠近水的地方使用本產品。
7. 清潔前請拔除電源。僅使用乾布清潔。
8. 請於通風的環境使用本產品。請勿堵住通風口。
9. 請於規格溫度範圍 32–104° F (0–40° C) 使用本產品。
10. 請使用額定電壓範圍內的電源。
11. 請勿放置重物於本產品上。
12. 請勿安裝於熱源附近如暖器或火爐旁。
13. 請勿破壞極性或接地插頭的安全防護設計。
14. 請保護電源線，勿使其被踩踏或碾壓，特別是與插頭或變壓器的連接處。
15. 僅使用製造商指定的配件及零件。
16. 打雷或長時間不使用時請拔除電源。
17. 請勿以任何方式改造或拆解本產品。
18. 如需維修請洽本公司客服人員。
19. 請勿當作家庭垃圾任意丟棄。請遵從當地環境法規妥善處理。



## 重要安全说明

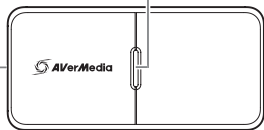
1. 仔细阅读这些说明。
2. 妥善保存这些说明。
3. 遵守所有的指示。
4. 注意所有的警告。
5. 请勿将本产品安装于不平稳的表面。
6. 请勿在潮湿或靠近水的地方使用本产品。
7. 清洁前请拔除电源。仅使用干布清洁。
8. 请于通风的环境使用本产品。请勿堵住通风口。
9. 请于规格温度范围 32–104° F (0–40° C) 使用本产品。
10. 请使用额定电压范围内的电源。
11. 请勿放置重物于本产品上。
12. 请勿安装于热源附近如暖器或火炉旁。
13. 请勿破坏极性 or 接地插头的安全防护设计。
14. 请保护电源线，勿使其被踩踏或碾压，特别是与插头或变压器的连接处。
15. 仅使用制造商指定的配件及零件。
16. 打雷或长时间不使用时请拔除电源。
17. 请勿以任何方式改造或拆解本产品。
18. 如需维修请洽本公司客服人员。
19. 请勿当作家庭垃圾任意丢弃。请遵从当地环境法规妥善处理。

# Inside the Box

EN

These are what you'll find in the box:

- 1. HDMI Port
- 2. LED Indicator
- 3. USB Type-C Port



Live Streamer CAP 4K

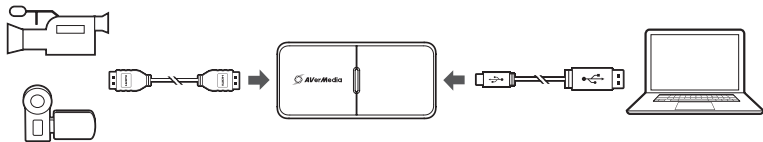


USB Type-C to  
Type-A Cable



Quick Guide

## Connection & LED Indications



### LED Indicator

### Status

Solid Blue

Powered On

Solid Red

No Input

Flashing Blue

Booting / Updating Firmware

Flashing Red

Error: USB 2.0 Port Connected

## More Info

This device does not require a driver installation. For more information, visit our webpage <http://q.avermedia.com/BU113> or scan this QR code.



Note: Live Streamer CAP 4K does not support USB 2.0.



## Specifications

Interface	USB 3.0 (UVC)
Input	HDMI 2.0
Output	USB 3.0 Type-C
Max. Supported Resolution	2160p60 HDR, 1440p144, 1080p60
Max. Recording Resolution	2160p30, 1080p60 HDR
Audio Sampling Rate	48 kHz PCM over HDMI
Dimensions (W x D x H)	85 x 43 x 17 mm (5.31 * 2.8 * 1.1 in)
Weight	82 g (5.29 oz)

Note: Specifications are subject to change without prior notice. Please refer to our webpage for the latest details.

# Deutsch

## Verpackungsinhalt

Inhalt der Schachtel:

- Live Streamer CAP 4K
  1. HDMI-Anschluss
  2. LED-Meldeleuchte
  3. USB Typ-C-Anschluss
- USB-Typ-C zu Typ-A-Kabel
- Schnellanleitung

## Verbindungs- und LED-Leuchten

LED-Meldeleuchte	Status
Statisch Blau	Eingeschaltet

Statisch Rot	Kein Eingang
Blinkt Blau	Booten/Firmware-Updates
Blinkt Rot	Fehler: USB 2.0-Port angeschlossen

Hinweis: Live Streamer CAP 4K unterstützt kein USB 2.0

## Weitere Informationen

Dieses Gerät benötigt KEINE Treiberinstallation. Für weitere Informationen besuchen Sie bitte unsere Webseite unter: <http://q.avermedia.com/BU113> oder scannen Sie den QR-Code.

## Français

### Contenu du Coffret

Contenu de la boîte:

- Live Streamer CAP 4K
  1. Port HDMI
  2. Indicateur LED
  3. PORT USB Type-C
- Câble USB Type-C vers Type-A
- Guide de démarrage rapide

### Connexion et LED

Indicateur LED	Statut
Bleue fixe	En Marche
Rouge Fixe	Aucune entrée

Bleue clignotant	démarrage / Mise à jour Firmware
Rouge clignotant	Erreur : USB non connecté

Note: Live Streamer CAP 4K n'est pas compatible avec du USB 2.0

### Plus d'informations

Cet appareil ne nécessite PAS l'installation de pilotes. Pour plus d'informations, visitez notre page web <http://q.avermedia.com/BU113> ou scannez ce code QR.

## Italiano

### Contenuto della scatola

Contenuto:

- Live Streamer CAP 4K
  1. Porta HDMI
  2. Spia LED
  3. Porta USB di Tipo-C
- Cavo USB Tipo-C to Tipo-A
- Guida rapida

### Connessione e indicazioni LED

Spia LED	Stato
Blu fisso	Acceso
Rosso fisso	Nessun ingresso

Blu lampeggiante	Avvio/aggiornamento del firmware in corso
Rosso lampeggiante	Errore: Porta USB 2.0 connessa

Nota: Live Streamer CAP 4K non supporta USB 2.0.

### Maggiori informazioni

Questo dispositivo NON richiede l'installazione di un driver. Per maggiori informazioni, visita la nostra pagina web <http://q.avermedia.com/BU113> o fai la scansione di questo codice QR.

## Español

### Dentro de la caja

Esto es lo que encontrarás en la caja:

- Live Streamer CAP 4K
  1. Puerto HDMI
  2. Indicador LED
  3. Puerto USB tipo C
- Cable USB tipo C a tipo A
- Guía rápida

### Conexión e indicaciones LED

Indicador LED	Estado
Azul solido	Encendido
Rojo sólido	Sin entrada

Azul intermitente	Arranque / Actualización de firmware
Rojo parpadeante	Error: puerto USB 2.0 conectado

Nota: Live Streamer CAP 4K no es compatible con USB 2.0.

### Más Información

Este dispositivo no requiere de instalación de driver. Para más información, visite nuestra página web <http://q.avermedia.com/BU113> o escanee este código QR.

# Nederlands

## In de doos

Dit is wat u in de doos zult vinden:

- Live Streamer CAP 4K
  1. HDMI-poort
  2. Led-indicator
  3. USB-C-poort
- USB-kabel type C naar type A
- Beknopte handleiding

## Aansluiting en led-indicatoren

Led-indicator	Status
Brandt blauw	Ingeschakeld
Brandt rood	Geen invoer

Knippert blauw	Opstarten / firmware bijwerken
Knippert rood	Fout: USB 2.0-poort aangesloten

Opmerking: Live Streamer CAP 4K ondersteunt geen USB 2.0.

## Meer informatie

Dit apparaat vereist GEEN installatie van een stuurprogramma. Ga voor meer informatie naar onze webpagina <http://q.avermedia.com/BU113> of scan deze QR-code.

## Polski

### W pudełku

W opakowaniu znajdują się:

- Live Streamer CAP 4K
  1. Port HDMI
  2. Wskaźnik LED
  3. Port USB typu C
- Kabel USB Typ-C do Typ-A
- Skrócona instrukcja obsługi

### Połączenie i wskaźniki LED

Wskaźnik LED	Status
Ciągły niebieski	Włączenie zasilania

Ciągły czerwony	Brak sygnału wejściowego
Migający niebieski	Uruchomienie / aktualizacja oprogramowania
Migający czerwony	Błąd: podłączony port USB 2.0

Uwaga: Live Streamer CAP 4K nie obsługuje USB 2.0

### Więcej informacji

To urządzenie NIE wymaga instalacji sterownika. Aby uzyskać więcej informacji, odwiedź naszą stronę internetową <http://q.avermedia.com/BU113> lub zeskanuj kod QR.

# Čeština

## Obsah balení

Následuje obsah balení:

- Live Streamer CAP 4K
  1. Port HDMI
  2. Kontrolka LED
  3. Port USB typ C
- USB kabel typ C až typ A
- Rychlý návod

## Zapojení a kontrolky LED

Kontrolka LED	Stav
Svíí modře	Zapnuto
Svíí červeně	Žádný vstup

Bliká modře	Restartování/ Aktualizace firmwaru
Bliká červeně	Chyba: Zapojený port USB 2.0

Poznámka: Live Streamer CAP 4K nepodporuje USB 2.0.

## Další informace

Toto zařízení NEVYŽADUJE instalování ovladače. Další informace najdete na webové adrese <http://q.avermedia.com/BU113> nebo naskenujte QR kód.



# Русский

## Комплектация

Вот что находится в комплекте поставки:

- Live Streamer CAP 4K
  1. HDMI порт
  2. LED индикатор
  3. Порт USB Type-C
- Кабель USB Type-C на Type-A
- Краткое руководство

## Соединение и LED индикация

LED индикатор	Состояние
Светится синим	Питание включено
Светится красным	Нет подключений

Мигает синим	Загрузка / Обновление прошивки
Мигает красным	Ошибка: подключено к USB 2.0 порту

Примечание: Live Streamer CAP 4K не поддерживает USB 2.0.

## Дополнительная информация

Это устройство НЕ требует установки драйверов. Для получения дополнительной информации посетите нашу веб-страницу <http://q.avermedia.com/BU113> или отсканируйте этот QR-код.

## ภาษาไทย

### ภายในกล่อง

สิ่งของในกล่อง:

- Live Streamer CAP 4K
  1. พอร์ต HDMI
  2. ตัวซีวีดีแบบ LED
  3. พอร์ต USB Type-C
- สาย USB Type-C to Type-A
- คู่มือฉบับย่อ

### การเชื่อมต่อและการซีวีดีแบบ LED

ตัวซีวีดีแบบ LED	สถานะ
สีฟ้า	เปิดเครื่อง
สีแดง	ไม่มีข้อมูลนำเข้า

สีฟ้าสว่าง	กำลังบูต / กำลังอัปเดตเฟิร์มแวร์
สีแดงสว่าง	ความผิดพลาด: เชื่อมต่อพอร์ต USB 2.0

หมายเหตุ: Live Streamer CAP 4K ไม่รองรับ USB 2.0

### ข้อมูลเพิ่มเติม

อุปกรณ์นี้ไม่จำเป็นต้องลงไดรเวอร์

สำหรับข้อมูลเพิ่มเติม สามารถเข้าชมได้ที่เว็บไซต์ <http://q.avermedia.com/BU113> หรือสแกน QR Code

## 繁體中文

### 包裝內容

- Live Streamer CAP 4K
  1. HDMI 連接埠
  2. LED 指示燈
  3. Type C 連接埠
- USB Type-C 轉 Type-A 傳輸線
- 快速安裝手冊

### 連接方式 & LED 顯示參考

LED 指示燈	狀態
恆亮藍燈	通電
恆亮紅燈	無訊號輸入
閃爍藍燈	啟動 / 韌體更新

閃爍紅燈

錯誤：偵測到 USB 2.0 連接

備註：Live Streamer CAP 4K 不支援 USB 2.0

### 更多資訊

此產品不需安裝驅動程式。更多資訊，請參考 <http://q.avermedia.com/BU113> 或掃描 QR code。

## 简体中文

### 包装内容

- Live Streamer CAP 4K (BU113)
  1. HDMI 端口
  2. LED 指示灯
  3. USB Type-C 端口
- USB Type-C 转 Type-A 线
- 快速指南手册

### 连接和 LED 指示

LED 指示灯	状态
蓝色常亮	通电
红色常亮	无信号源
蓝灯闪烁	启动 / 更新固件

红灯闪烁

错误：连接到 USB 2.0

注意：BU113 不支持 USB 2.0。

### 更多信息

此设备不需要安装驱动。了解更多产品信息请进入官网 <http://q.avermedia.com/BU113>，或者扫描右方二维码。

## 한국어

### 구성품

제품 박스에는 다음과 같은 내용물이 있습니다 .

- Live Streamer CAP 4K
  1. HDMI 포트
  2. LED 표시등
  3. USB 유형 -C 포트
- USB 유형 -C to 유형 -A 케이블
- 퀵 가이드

### 연결 및 LED 표시

LED 표시등	상태
견고한 청색	전원 켜짐
견고한 적색	입력 없음

깜박이는 청색	부팅 / 펌웨어 업데이트 중
깜박이는 적색	오류 : USB 2.0 포트가 연결되었습니다

주 : Live Streamer CAP 4K 는 USB 2.0 을 지원하지 않습니다 .

### 추가 정보

이 장치는 드라이버를 설치할 필요가 없다. 자세한 내용을 저희 웹 페이지 <http://q.avermedia.com/BU113> 을 방문하거나 이 QR 코드를 스캔하세요.



## **Federal Communications Commission Statement Class B**

This device complies with Part 15 of the FCC Rules. Operation is subject to the following two conditions: (1) this device may not cause harmful interference, and (2) this device must accept any interference received, including interference that may cause undesired operation.

**NOTE** - This equipment has been tested and found to comply with the limits for a Class B digital device, pursuant to Part 15 of the FCC Rules. These limits are designed to provide reasonable protection against harmful interference in a residential installation. This equipment generates, uses and can radiate radio frequency energy and, if not installed and used in accordance with the instructions, may cause harmful interference to radio communications. However, there is no guarantee that interference will not occur in a particular installation. If this equipment does cause harmful interference to radio or television reception, which can be determined by tuning the equipment off and on, the user is encouraged to try to correct the interference by one or more of the following measures:

- Reorient or relocate the receiving antenna.
- Increase the separation between the equipment and receiver.
- Connect the equipment into an outlet on a circuit different from that to which the receiver is connected.
- Consult the dealer or an experienced radio/television technician for help.

**CAUTION ON MODIFICATIONS** - To comply with the limits for the Class B digital device, pursuant to Part 15 of the FCC Rules, this device must be installed in computer equipment certified to comply with the Class B limits. All cables used to connect the computer and peripherals must be shielded and grounded. Operation with non-certified computers or non-shielded cables may result in interference to

radio or television reception.

Changes and modifications not expressly approved by the manufacturer or registrant of the equipment can void your authority to operate the equipment under Federal Communications Commission rules.



### **European Community Compliance Statement Class B**

This product is herewith confirmed to comply with the requirements set out in the Council Directives on the approximation of the laws of the Member States relating to Electromagnetic Compatibility Directive (EMC) 2014/30/EU.



### **Waste Electrical and Electronic Equipment Directive**

The mark of crossed-out wheeled bin indicates that this product must not be disposed of with your other household waste. Instead, you need to dispose of the waste equipment by handing it over to a designated collection point for the recycling of waste electrical and electronic equipment. For more information about where to drop off your waste equipment for recycling, please contact your household waste disposal service or the shop where you purchased the product.



### **Technical Regulations of the Customs Union**

TR CU 020/2011

### **CAN ICES-3 (B)/NMB-3 (B)**

Canada - Canada Industry Canada (IC) Labelling Requirements

Every manufacturer or importer shall ensure import or before offering for sale, as appropriate, that each unit of the type that they offer for sale bears, in a location convenient for inspection, a permanent label or marking containing (in French and English), the following statement:

ICES-003 (Interference - Causing Equipment Standards)

"This class B digital apparatus complies with Canadian ICES-003.

Cet appareil numérique de la classe B est conforme à la norme NMB-003 du Canada."



### **MSIP Class B Statement (Korea)**

B급 기기 (가정용 방송통신기자재): 이 기기는 가정용(B급) 전자파적합기기로서 주로 가정에서 사용하는 것을 목적으로 하며, 모든 지역에서 사용할 수 있습니다.

Class B (For Home Use Broadcasting & Communication Equipment): This equipment is home use (Class B) electromagnetic wave suitability equipment and to be used mainly at home and it can be used in all areas.

R-R-AVM-  
BU113

**HDMI**™  
HIGH-DEFINITION MULTIMEDIA INTERFACE





## AS/NZS Regulatory Compliance Mark



## BSMI Registration of Product Certification (Taiwan)

【圖剛 BSMI 限用物質及其化學符號】放置於公司企業社會責任專頁網址  
<http://www.avermedia.com/tw/responsibility>

D33183  
RoHS

## 中华人民共和国产品信息 China RoHS

### • 产品标志说明



环保使用期限标志是根据《电子电气产品有害物质限制使用管理办法》以及SJ/T 11364《电子电气产品有害物质限制使用标识要求》制定的，适用于中国境内销售的电子电气产品的标识。环保使用期限表示电子电气产品中含有的有害物质在正常使用的条件下，不会发生外泄或突变，电子电气产品用户使用该产品不会对环境造成污染或对其人身、财产造成损害的期限。电子电气产品的生产日期即为产品环保使用期限的起始日期。标识电子电气产品有害物质限制使用标志的产品表示其可以回收利用。另外，此期限不同于质量 / 功能的保证期限。

## • 产品中有害物质的名称及含量表

部件名称	有害物质					
	铅 (Pb)	汞 (Hg)	镉 (Cd)	六价铬 (Cr (VI))	多溴联苯 (PBB)	多溴二苯醚 (PBDE)
电路板组件*	X	○	○	○	○	○
塑料外壳	○	○	○	○	○	○
金属组件	X	○	○	○	○	○
电缆	X	○	○	○	○	○
电源适配器	X	○	○	○	○	○
遥控器	X	○	○	○	○	○
其它	X	○	○	○	○	○

本表格依据SJ/T 11364的规定编制。

○：表示该有害物质在该部件所有均质材料中的含量均在GB/T 26572《电子电气产品中限用物质的限量要求》标准规定的限量要求以下。

X：表示该有害物质至少在该部件的某一均质材料中的含量超出GB/T 26572《电子电气产品中限用物质的限量要求》标准规定的限量要求，但符合欧盟RoHS指令的豁免条款及电池指令的要求。

\*电路板组件包括印刷电路板及其构成的零部件，如电阻、电容、集成电路、连接器等。

## • 制造日期

所有AVerMedia产品制造日期已编入产品序列号。

如需获知产品制造日期，请联系当地销售办事处。

## • 包装回收标志

电子电气产品的包装根据GB/T 18455《包装回收标志》标准规定的回收利用及再生的要求进行标识，无法在包装上标识回收标志时，可以使用以下包装信息。



瓦楞纸板 -  
外箱、内箱、  
产品主体包装



聚脂 -  
捆扎带



瓦楞、纤维纸板 -  
小盒及其他纸板



低密度聚乙烯 -  
塑料袋、EPE内盒、  
气泡袋、夹链袋



纸 -  
说明书、  
夹页及其他纸材



其他 -  
依据其他材质的  
代码标示

300ABU113ECD  
Live Streamer CAP 4K  
Model/ 型號 / 型号 : BU113  
Capture Box/ 擷取盒 / 直播盒  
Made in Taiwan/ 台灣製造 / 台湾制造

[www.avermedia.com](http://www.avermedia.com)